

Chelveston-cum-Caldecott

Village Appraisal

1995

Questionnaire Results Summary

Introduction

The questionnaire was distributed during November 1995 to 154 homes in the village and responses were received from 127 households covering 309 residents. This represents 83% of the village and is therefore a fair representation of the views of the village. The complete results are available in their raw form to allow the village residents to draw their own conclusions but a summary is presented below.

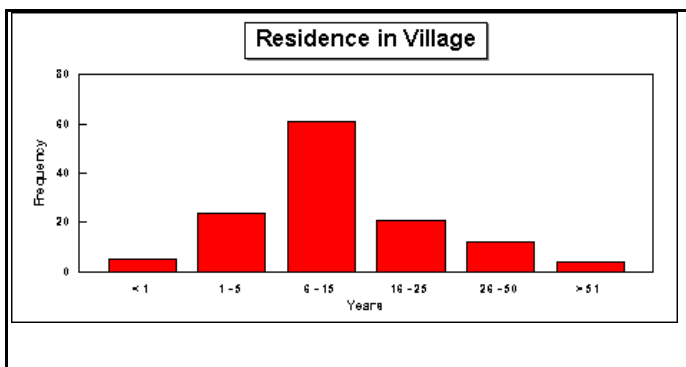
Acknowledgements

The Appraisal Committee would like to thank the volunteers who distributed and collected the questionnaire and wish to acknowledge the financial support of Northamptonshire ACRE and the Parish Council. Special thanks are also given to Ian Nelson of ACRE who provided invaluable help and advice in conducting the appraisal.

Summary of Results

Basic Questionnaire Data

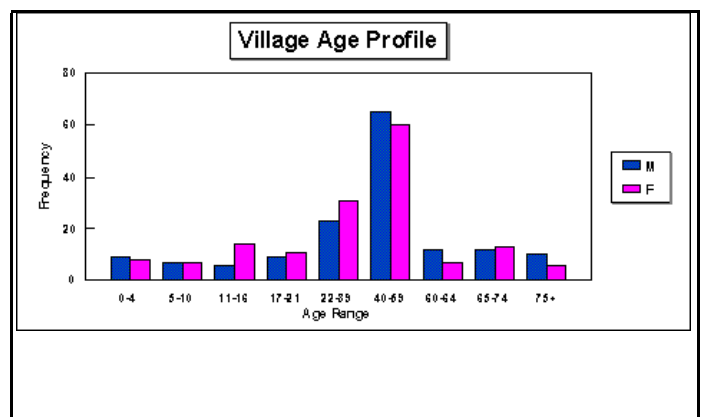
The expansion of the village by over 50 houses in the last 20 years has brought in many new families with over 50% of the village having been resident for less than 15 years. By and large these newer residents have moved into the village from outside the area having spent their childhood over 30 miles away. However, 15% of residents spent their childhood within the village with 5% having lived here for over 50 years.



move elsewhere. If their sentiment remains unchanged, then over 50% of the population in the village will be retired in 10-15 years time assuming current trends continue. This trend will have a significant impact on the amenities required by the village to meet the needs of a population with more leisure time. The development of footpaths and ensuring the long term future of the village hall then become important considerations. Given that 25% of the village residents are already retired or based at home, work in these areas could be valued now.

It is clear from the results that Chelveston-cum-Caldecott is not a commuter village with over 60% of residents working within a 10-mile radius and a further 30% working within 30 miles. With the absence of effective transport in the village, there is clearly a heavy reliance on personal transport with 218 vehicles recorded for the 250 residents entitled to drive.

The age profile within the village is notable in that 45% of residents responding fell in the 40-59 years age bracket. A further 20% fell within the 22-39 years group. This is significant in that the 40-59 years group were also the most long standing and settled residents in the village with the least desire to



Village views on amenities

No strong feelings were expressed on the provision or accessibility of health and social services perhaps reflecting the high availability of personal transport. However, there were clear views expressed that police coverage in the village is poor as is litter picking. This is in contrast to refuse collection which received overwhelmingly positive support.

Footpath provision in the village was considered important with 50% of residents using the public footpaths at least monthly. 40% of respondents want more footpath or pavement provision with paths to Higham and Raunds being often requested together with a village "circular" walk via the Bidwell turn on the B645.

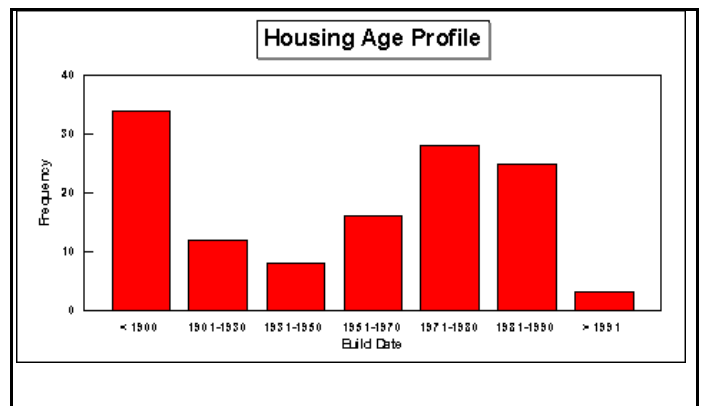
70% of residents believe that there are "danger-spots" in the village along the B645 and B663 together with Water Lane. Not surprisingly, therefore, 55% of residents believe that further speed restrictions should be introduced. Similarly, 55% of the village believe that the present level of HGV traffic represents a noise or environmental hazard and 85% of the village would be opposed to any significant increase.

Over 50% of the village attend a place of worship on a regular or occasional basis although not necessarily the village church. 50% of the village consider that the village church is important as a historic monument or that "every village should have one".

60% of the village believe that more money should be spent by the council on specific improvements such as traffic calming, footpaths and trees. However, over 60% of the village are against an increase in Council Tax to pay for this.

Housing and the Environment

55% of the village believe that the number of houses built in the last 10 years is "about right" and 15% "too much". Strong views were also expressed about the level of change which would be acceptable in the village. 60% of residents favoured no expansion to the village but some improved amenities. 30% of the village would accept some limited expansion along with improvements to amenities. 80% of the village would prefer that any new housing take the form of single dwellings, infill or conversions. Up to 15% of residents would accept small groups of less than 10 houses. Only 5% of residents would accept housing developments of more than 10 houses. There was a general view that planning applications should have more publicity in the village to allow informed debate.



CHELVESTON-CUM-CALDECOTT VILLAGE APPRAISAL QUESTIONNAIRE RESULTS.

PART 1 HOUSEHOLD

Number of returned appraisals.....

127	83%
-----	-----

How many people including children normally live in your household?

Number of residents.....

309

Please enter the number of people in your household in each age group

Age	0-4	5-10	11-16	17-21	22-39	40-59	60-64	65-74	75+	Total
Male	9	7	6	9	23	65	12	12	10	153
Female	8	7	14	11	31	60	7	13	6	157

HOUSING (tick one box only in this section)

B1 How long has your household lived at this address?
(tick one box only)

- | | | | |
|--------------------------|--|----|-----|
| 1) Less than a year..... | <table border="1" style="display: inline-table;"><tr><td style="width: 30px; text-align: center;">5</td></tr></table> | 5 | 4% |
| 5 | | | |
| 2) 1 - 5 years..... | <table border="1" style="display: inline-table;"><tr><td style="width: 30px; text-align: center;">24</td></tr></table> | 24 | 19% |
| 24 | | | |
| 3) 6 -15 years..... | <table border="1" style="display: inline-table;"><tr><td style="width: 30px; text-align: center;">61</td></tr></table> | 61 | 48% |
| 61 | | | |
| 4) 16 -25 years..... | <table border="1" style="display: inline-table;"><tr><td style="width: 30px; text-align: center;">21</td></tr></table> | 21 | 17% |
| 21 | | | |
| 5) 26 -50 years..... | <table border="1" style="display: inline-table;"><tr><td style="width: 30px; text-align: center;">12</td></tr></table> | 12 | 9% |
| 12 | | | |
| 6) 51+ years..... | <table border="1" style="display: inline-table;"><tr><td style="width: 30px; text-align: center;">4</td></tr></table> | 4 | 3% |
| 4 | | | |

B2 What type of dwelling is this?
(tick one box only)

- | | | | | | | |
|------------------------------|--|--|--|--|---|-----|
| 1) House..... | | | | | <table border="1" style="display: inline-table;"><tr><td style="width: 30px; text-align: center;">106</td></tr></table> | 106 |
| 106 | | | | | | |
| 2) Bungalow..... | | | | | <table border="1" style="display: inline-table;"><tr><td style="width: 30px; text-align: center;">16</td></tr></table> | 16 |
| 16 | | | | | | |
| 3) Flat / Maisonette..... | | | | | <table border="1" style="display: inline-table;"><tr><td style="width: 30px; text-align: center;">3</td></tr></table> | 3 |
| 3 | | | | | | |
| 4) Bedsit..... | | | | | <table border="1" style="display: inline-table;"><tr><td style="width: 30px; text-align: center;">0</td></tr></table> | 0 |
| 0 | | | | | | |
| 5) Mobile Home..... | | | | | <table border="1" style="display: inline-table;"><tr><td style="width: 30px; text-align: center;">0</td></tr></table> | 0 |
| 0 | | | | | | |
| 6) Other (please state)..... | | | | | <table border="1" style="display: inline-table;"><tr><td style="width: 30px; text-align: center;">2</td></tr></table> | 2 |
| 2 | | | | | | |

B3 How many bedrooms does your dwelling have?

- | | | |
|------------|--|----|
| 1) 1..... | <table border="1" style="display: inline-table;"><tr><td style="width: 30px; text-align: center;">4</td></tr></table> | 4 |
| 4 | | |
| 2) 2..... | <table border="1" style="display: inline-table;"><tr><td style="width: 30px; text-align: center;">26</td></tr></table> | 26 |
| 26 | | |
| 3) 3..... | <table border="1" style="display: inline-table;"><tr><td style="width: 30px; text-align: center;">54</td></tr></table> | 54 |
| 54 | | |
| 4) 4..... | <table border="1" style="display: inline-table;"><tr><td style="width: 30px; text-align: center;">32</td></tr></table> | 32 |
| 32 | | |
| 5) 5..... | <table border="1" style="display: inline-table;"><tr><td style="width: 30px; text-align: center;">10</td></tr></table> | 10 |
| 10 | | |
| 6) 6..... | <table border="1" style="display: inline-table;"><tr><td style="width: 30px; text-align: center;">1</td></tr></table> | 1 |
| 1 | | |
| 7) 7..... | <table border="1" style="display: inline-table;"><tr><td style="width: 30px; text-align: center;">0</td></tr></table> | 0 |
| 0 | | |
| 8) 8..... | <table border="1" style="display: inline-table;"><tr><td style="width: 30px; text-align: center;">0</td></tr></table> | 0 |
| 0 | | |
| 9) 8+..... | <table border="1" style="display: inline-table;"><tr><td style="width: 30px; text-align: center;">0</td></tr></table> | 0 |
| 0 | | |

B4 When was this dwelling built (approximately)?

- | | | | | | | |
|-------------------|--|--|--|--|--|----|
| 1) Pre 1900..... | | | | | <table border="1" style="display: inline-table;"><tr><td style="width: 30px; text-align: center;">34</td></tr></table> | 34 |
| 34 | | | | | | |
| 2) 1901-1930..... | | | | | <table border="1" style="display: inline-table;"><tr><td style="width: 30px; text-align: center;">12</td></tr></table> | 12 |
| 12 | | | | | | |
| 3) 1931-1950..... | | | | | <table border="1" style="display: inline-table;"><tr><td style="width: 30px; text-align: center;">8</td></tr></table> | 8 |
| 8 | | | | | | |
| 4) 1951-1970..... | | | | | <table border="1" style="display: inline-table;"><tr><td style="width: 30px; text-align: center;">16</td></tr></table> | 16 |
| 16 | | | | | | |
| 5) 1971-1980..... | | | | | <table border="1" style="display: inline-table;"><tr><td style="width: 30px; text-align: center;">28</td></tr></table> | 28 |
| 28 | | | | | | |
| 6) 1981-1990..... | | | | | <table border="1" style="display: inline-table;"><tr><td style="width: 30px; text-align: center;">25</td></tr></table> | 25 |
| 25 | | | | | | |
| 7) 1991+..... | | | | | <table border="1" style="display: inline-table;"><tr><td style="width: 30px; text-align: center;">3</td></tr></table> | 3 |
| 3 | | | | | | |

B5 How many people from your household have left the village in the last 5 years?

Number 50

B6 How many left because of lack of suitable employment in or near the village?

Number 11

B7 How many left because of a lack of suitable housing in the village?

Number 7

B8 If given the chance how many do you think would like to return?

Number 14

B9 Is this dwelling: (tick one box only)

1) Private rented	9	7%
2) District Council rented	14	11%
3) Owner occupied	102	78%
4) Shared equity	0	0%
5) Tied by virtue of employment	4	3%
6) Other (please specify)	1	1%

EDUCATION

D1 If any of your children are unable to take part in after school activities, please give the reasons why: (tick more than one box if appropriate)

1) No school age children	103
2) No public transport available	10
3) Distance between home and school	8
4) Road safety hazards	7
5) Other (please specify)	1

TRANSPORT AND HIGHWAYS

J1 How many motorised vehicles are there in your household (including cars, lorries, vans and motor cycles)?

Number 231

J2 How many parking spaces does this dwelling have? (including garaged and off-road spaces)

Number 549

END OF PART 1

PART 2 PERSONAL

In this section the results for each member of the household over 11 years of age have been totalled for each question.

PEOPLE

A1 Sex (tick one box only)

	Total	
1) Male	135	49%
2) Female	141	51%

A2 What age group do you belong to? (tick one box only)

1) 11-16	20	7%
2) 17-21	18	6%
3) 22-39	53	20%
4) 40-59	126	46%
5) 60-64	19	7%
6) 65-74	25	9%
7) 75+	15	5%

A3 Where did you spend your childhood? (tick one box only)

1) In this village	47	17%
2) Outside the village but within 10 miles	59	21%
3) Within 11-30 miles	25	9%
4) Over 30 miles away	145	53%

A4 How long have you lived in this village? (tick one box only)

1) Less than a year	13	5%
2) 1-5 years	43	16%
3) 6-15 years	133	48%
4) 16-25 years	54	19%
5) 26-50 years	22	8%
6) 51+ years	11	4%

HOUSING

B1 What do you think about the number of houses that have been built in the village over the last 10 years? (tick one box only)

1) About right	149	55%
2) Too much new housing	45	16%
3) Too little new housing	30	11%
4) No opinion	49	18%

B2 Do you wish to move from this dwelling within the next 5 years? If so, where to?
(tick one box only to show the main answer)

	Total	
1) I don't wish to move	189	71%
2) Move elsewhere in the village	3	1%
3) Move within 10 miles of this village	15	6%
4) Move over 10 miles away	38	14%
5) I wish to move but have no preferences	22	8%

B3 What kind of housing do you think the village needs? (tick more than one box if appropriate)

1) No housing is needed	126	38%
2) Housing for young people	50	15%
3) Large family housing	21	6%
4) Housing for the elderly	22	7%
5) Housing for local people	39	12%
6) Housing for low income families	19	6%
7) No opinion	55	16%

B4 Within the village do you think there is sufficient accommodation for senior citizens?
(tick one box only?)

1) Yes	124	46%
2) No	50	19%
3) No opinion	94	35%

B5 What type of housing development would be acceptable to you in the village?
(tick more than one box if appropriate)

1) None	76	20%
2) Single dwellings in controlled locations	70	19%
3) Small group(s) of less than 10 houses	52	14%
4) Within agreed infill areas only	64	17%
5) Conversion of redundant buildings	96	25%
6) Larger groups, greater than 10 houses	20	5%

B6 Chelveston is a small, relatively quiet village away from main population centres. How would you like to see this change, if at all? (tick one box only)

1) Not at all	63	23%
2) No opinion	10	4%
3) Better amenities but no expansion	103	38%
4) Better amenities but limited expansion	77	28%
5) Better amenities, significant expansion	16	7%
6) Other views (please specify below)	1	0%

EMPLOYMENT

C1 Are you at present: (tick one box only to show the main answer)

	Total	
1) Employee	113	42%
2) Self-employed or run a business	44	16%
3) Unemployed	3	1%
4) In a government training scheme	4	1%
5) In full-time education	26	10%
6) Wholly retired	47	17%
7) Un-waged housewife/husband	26	10%
8) Permanently sick/disabled	7	2%
9) Other (e.g voluntary work - please state)	2	1%

C2 If you earn a wage what is your main occupation? (tick one box only)

1) Farming, Agriculture	13	8%
2) Sales, Marketing, Retail	39	23%
3) Manufacturing, Engineering	24	15%
4) Construction, Repairs	14	8%
5) Hotels, Catering, Leisure	11	7%
6) Transport, Communications, Distribution	10	6%
7) Education	15	9%
8) Health and Welfare Services	12	7%
9) Other (please specify below)	28	17%

C3 Where is your main place of work or study? (tick one box only)

1) At home	35	17%
2) Elsewhere in the village	4	2%
3) Outside village but within 10 miles	81	39%
4) Within 11-30 miles	60	29%
5) Over 30 miles	27	13%

EDUCATION

D1 Do you attend adult education or evening classes? (tick one box only)

1) Yes	35	13%
2) No	226	87%

LOCAL COUNTRYSIDE AND ENVIRONMENT

E1 Do you know where most of the public footpaths and bridleways are in the village?
(tick one box only)

	Total	
1) Yes	177	63%
2) No.....	93	37%

E2 How often do you use the public footpaths and bridleways of the village? (tick one box only)

1) Daily.....	41	15%
2) Weekly	47	18%
3) Monthly.....	39	15%
4) About twice a year	43	16%
5) About once a year	30	11%
6) Never.....	67	25%

E3 If no, what are the difficulties? (tick more than one box if appropriate)

1) Farm Animals.....	7	3%
2) No stiles or gates.....	20	10%
3) Barbed wire.....	7	3%
4) Mud or water.....	16	8%
5) Crops in fields.....	59	29%
6) Bushes or nettles.....	34	17%
7) No signposts.....	34	17%
8) Other (please specify below).....	25	13%

HEALTH AND SOCIAL SERVICES

F1 Do you have any difficulty in getting to the following?

A for OFTEN
B for OCCASIONALLY
C for NEVER (enter code)

	A	B	C
1) Hospital.....	12	30	215
2) Doctor	12	31	216
3) Chemist.....	8	26	217
4) Chiropodist.....	5	9	213
5) Optician.....	6	18	220
6) Dentist.....	8	21	219
7) Other medical facility.....	6	15	206

F2 Have any of the following visited you in the village in the last 5 years?

A for OFTEN
 B for OCCASIONALLY
 C for NEVER (enter code)

	A	B	C
1) Doctor	3	64	194
2) District nurse	2	12	232
3) Health visitor	2	16	229
4) Home help	3	1	240
5) Ambulance	1	16	231
6) Maternity care	4	6	232
7) Chiropody	2	13	230
8) Loan of medical equipment	0	7	237
9) Meals on wheels	0	2	241

F3 How often would you be prepared to become involved in a good neighbour scheme (e.g. transport for appointments)? (tick one box only)

1) Once a week	13	5%
2) Once a month	15	6%
3) Occasionally	108	41%
4) Never	126	48%

EMERGENCY, ENVIRONMENT AND OTHER SERVICES

G1 Do you regard the police coverage of this village to be: (tick one box only)

1) Good	3	1%
2) Reasonable	74	28%
3) Poor	160	60%
4) No opinion	30	11%

G2 What is your opinion of the following services in the village?

A for GOOD
 B for REASONABLE
 C for POOR
 D for NO OPINION (enter code)

	A	B	C	D
1) Road maintenance	31	159	53	22
2) Road cleaning	23	117	112	15
3) Litter picking	12	92	145	16
4) Hedge and Verge maintenance	19	96	150	3
5) Refuse collection	177	78	12	2
6) Street lighting	46	108	111	4
7) The provision of litter bins	1	61	170	32
8) Telephone kiosks siting and reliability	25	84	90	61

G3 Would you be prepared to keep certain items separate from your refuse for recycling if a separate collection was made? (tick one box only)

	Total	
1) Yes	243	91%
2) No	24	9%

RETAIL SERVICES AND OTHER FACILITIES

H1 Do you use the following facilities?

1 for OFTEN
2 for OCCASIONALLY
3 for NEVER (enter code)

	1	2	3
1) Mobile library	1	8	249
2) Village Hall	28	183	54
3) Telephone Kiosk	6	54	200
4) Womens Institute	9	29	220
5) Mums and Toddlers	9	4	244
6) Village Pub	30	147	92
7) Social Club	18	29	209

H2 Do you need help in getting to nearby shops (tick one box only)

1) Yes	25	9%
2) No	242	91%

H3 If a community shop was set up would you use it? (tick one box only)

1) Often	118	44%
2) Occasionally	139	52%
3) Never	11	4%

SPORT, SOCIAL AND ENTERTAINMENT

I1 Do you use any of the following facilities outside the village?

A for OFTEN

B for OCCASIONALLY

C for NEVER (enter code)

	A	B	C
1) Luncheon Club	3	12	252
2) Social Club for over 60's	4	4	259
3) Day Centre	0	2	264
4) Evening Classes	20	41	204
5) Youth Club	3	5	257
6) Sports Clubs or Centres	51	58	157
7) Children's Play Areas	12	15	238
8) Youth Activities (e.g. Cubs/Brownies)	6	4	255

I2 How many times a year do you use the village hall?
(tick one box only)

1) More than 10	26	10%
2) Between 6 and 10	23	9%
3) Between 1 and 5	122	46%
4) Less frequently	60	22%
5) Never	35	13%

I3 Do you think the village hall is adequate for the needs of the village?
(tick one box only)

1) Yes	169	63%
2) No	40	16%
3) No opinion	57	21%

If No, then why not? - **Redecoration - new kitchen - new toilets**

TRANSPORT AND HIGHWAYS

J1 If you have day-time access to a vehicle, what do you use it for:
(tick more than one box if appropriate)

1) Business journeys	102	15%
2) Transport to work	135	20%
3) Transporting children to school/college	48	7%
4) Leisure	195	29%
5) Shopping	196	29%

J2 If you are responsible for the vehicle, when not in use where do you usually park it?
(tick one box only)

	Total	
1) In a garage.....	97	44%
2) Off the road.....	96	44%
3) On the road.....	25	12%

J3 How many times a month do you use the school bus service?
(tick one box only)

1) More than 20.....	10	4%
2) Between 11 and 20.....	4	2%
3) Between 5 and 10.....	2	1%
4) Less than 5.....	6	3%
5) Never.....	238	90%

J4 What are your views on the state of pavement repair in the village? (tick one box only)

1) Good.....	16	6%
2) Reasonable.....	146	54%
3) Poor.....	81	30%
5) No opinion.....	25	10%

J5 Does the village need more pavements? (tick one box only)

1) Yes.....	109	41%
2) No.....	94	35%
3) No opinion.....	63	24%

If yes, then please state where they should be sited:

Path to Higham (18); Paths to Bidwell turn (16); Path to Raunds (13); Water Lane Full Length (9); Village Hall to Water Lane junction (5); Water Lane by Barnbrook (4)

.....

J6 Do you think there are any major 'danger-spots' on the roads in the village?
(tick one box only)

1) Yes.....	179	69%
2) No.....	44	17%
3) No opinion.....	37	14%

If yes, where are they? (Please specify):

Bend by new flats (34); B645 Bends (21); Water Lane (19); Caldecott Bends (9)

.....

J7 Would you like to see more traffic speed restrictions introduced in the village?
(tick one box only)

	Total	
1) Yes	146	55%
2) No	73	28%
3) No opinion	46	17%

If yes, then where should they be? (Please specify):

B663 - Raunds Road (16); Water Lane (10); B645 Bends - Pub (11); Caldecott bends (6)

J8 Would you like to see more street lighting in the village? (tick one box only)

1) Yes	145	55%
2) No	69	26%
3) No opinion	51	19%

If yes, then where should it be? (Please specify)

Water Lane (17); Higham Hill (10); Raunds Road (10) Foot Lane - alley way (6)

J9 Are facilities for pedestrians and cyclists in the village: (tick one box only)

1) Good	12	5%
2) Reasonable	142	54%
3) Poor	92	34%
5) No opinion	19	7%

J10 Does the present level of Heavy Goods Vehicle traffic through the village represent a noise/environmental hazard to the village? (tick one box only)

1) Yes	145	55%
2) No	88	33%
3) No opinion	33	12%

J11 Would you accept a significant increase in locally based Heavy Goods Vehicle traffic?
(tick one box only)

1) Yes	21	8%
2) No	225	85%
3) No opinion	19	7%

INFORMATION AND COMMUNICATION

K1 Do you think the amount of information available about what's going on in the village is: (tick one box only)

	Total	
1) Good.....	53	20%
2) Reasonable	129	48%
3) Poor	67	25%
4) No opinion	18	7%

K2 How many times a month do you look at a village notice board? (tick one box only)

1) More than 10	31	12%
2) Between 5 and 10	71	26%
3) Less than 5	108	40%
4) Never	58	22%

RELIGION

L1 Do you attend a place of worship: (tick one box only)

1) Often	23	9%
2) Occasionally	113	42%
3) Never	130	49%

L2 Is the village church important to you: (tick more than one box if appropriate)

1) For Sunday worship	56	10%
2) For baptisms, weddings and funerals	114	20%
3) As an historic building	172	30%
4) Every village should have one	130	23%
5) As a community facility	96	16%
6) Other (please specify below)	7	1%

.....

L3 Would you like to see the role of the church in the village changed or extended e.g. Sunday school, family services? (tick one box only)

1) Yes	55	21%
2) No	38	15%
3) No opinion	165	64%

If yes, then how should it be changed? (Please specify)

Sunday school; Family services; Resident Vicar

.....

LOCAL GOVERNMENT

M1 Would you be prepared to pay a slightly higher Council Tax to meet some of the needs of the village? (tick one box only)

	Total	
1) Yes	96	37%
2) No	132	50%
3) No opinion	35	13%

M2 Do you think more money should be spent, or less, or about the same as at present on:

A for MORE

B for SAME

C for LESS

D for NO OPINION (enter code)

	A	B	C	D
1) Planting trees and bulbs	125	88	9	29
2) Footpaths	124	91	11	23
3) Traffic calming	167	55	8	25
4) Rubbish bins	104	107	7	27
5) Other works (please specify below)	26	2	0	20

M3 Do you think sufficient publicity is given to planning applications which affect the village? (tick one box only)

1) Yes	36	14%
2) No	195	74%
3) No opinion	33	12%

GENERAL

N1 How did you come to live in this village? (tick more than one box if appropriate)

1) Born in village	25	5%
2) Work in area	87	16%
3) Relatives near by	45	8%
4) Love of village life	90	17%
5) Love of country life	121	22%
6) Availability of housing	79	14%
7) Retired to parish	10	2%
8) Marriage	17	3%
9) Came with family	57	11%
10) Other	14	2%

ADDITIONAL COMMENTS

The exercise was generally well received and in comments a number of respondents requested that the exercise be repeated every five years.

Several respondents suggested that the village required better amenities in the form of a shop or additional public transport facilities.

There was concern expressed by a number of households that the district council and county council pay little attention to villages on the periphery of the region and that the council tax is disproportionately high for the services received.

There was significant support in comments for a circular, paved walk to be established around the village.